

# **Analytics & Insight**

## **For Company-Wide Part Libraries**

### **> What is the current situation for critical part analytics?**

---

There is a lack of data analytics and insight of part libraries that can be easily accessed by everyone in an organization. Current solutions may offer some analytics at the BOM level but there is no easy way to see these analytics across an entire organization's part libraries.

Companies may also have different business units. Each business unit may have their own Product Life Cycle Management system (PLM), and an internal Company Part Number system (CPN), or even no CPN.

### **> What's needed for a clear assessment of the accurate analytics.**

---

- Visibility across all business units for cost saving purposes.
- If two business units are using the same part, then there is an opportunity to consolidate and purchase from one supplier, resulting in volume cost savings.
- If two business units are using very similar parts, there is opportunity to cross reference, and reduce the size of your corporate parts library and avoid the unnecessary and costly expansion of it through parts re-use, vendor consolidation, and aggregate-on-spend strategic sourcing, and also help with cost savings.
- Component visibility across all business units allows for efficiencies in risk mitigation:
  - When multiple business units are using the same part, it is best to do risk mitigation only once.
  - This reveals opportunities for better life time buys, finding alternate parts, etc.

### **> Overview of the PowerBI analytics and insight reporting solution.**

---

#### **Visualizing All Data, At A Glance -**

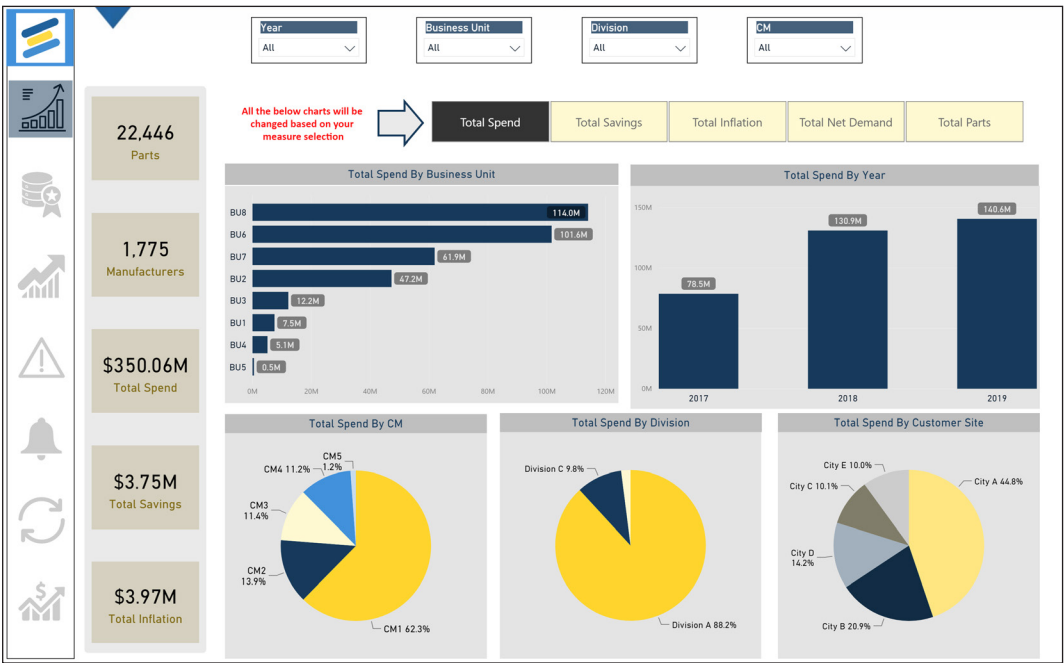
Having one place that includes a high level dashboard with all the insights and analytics related to your organization's entire part library.

- The dashboard would include:
  - Stats and risk grade analysis across the entire organization's part libraries.
  - Impact Alert data associated to all part libraries over the past year.
  - A report giving guidelines for the part consolidation opportunities – for example, multiple parts with pin-to-pin compatible components – In this instance, SiliconExpert would generate that component's Part Grouping Number to group all those components together.
  - The dashboard includes the cost and lead time trends for the entire part library.
- Reporting capability can immediately deliver analytics using the data already available on internal part libraries, in addition to the option of further customizing existing procurement information.

# SiliconExpert Analytics / Insights

For Company-Wide Part Libraries

## > Customized Overview Dashboard



## > Customized Risk Dashboard

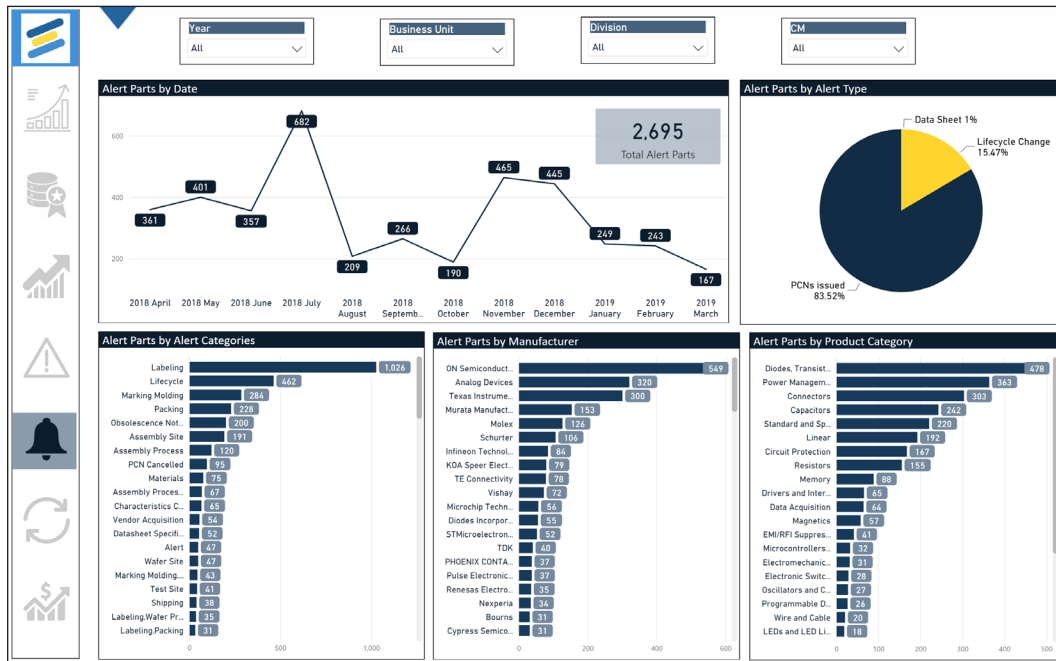


For More Information email to: [LiveChat@SiliconExpert.com](mailto:LiveChat@SiliconExpert.com)

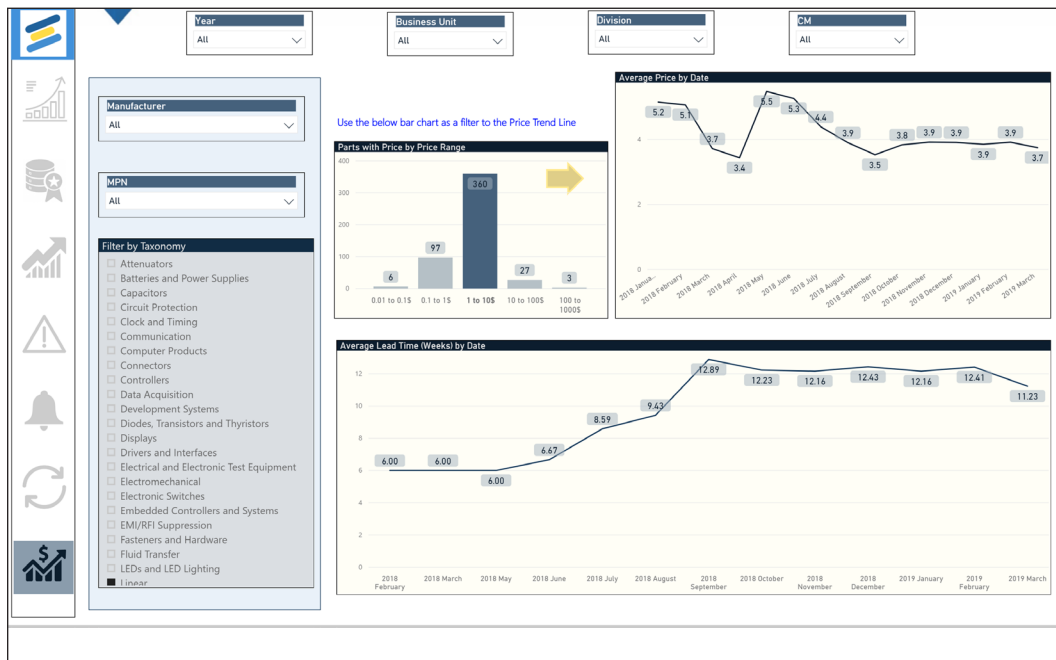
# SiliconExpert Analytics / Insights

For Company-Wide Part Libraries

## > Customized Part Change Alert Dashboard



## > Customized Cost Analysis and Lead Time Dashboard



For More Information email to: [LiveChat@SiliconExpert.com](mailto:LiveChat@SiliconExpert.com)